


REMAL PUBLIC SCHOOL

SESSION-2022-23



School Reopening date - 04.07.2022


Project submission date - 08-07-2022

SUMMER HOLIDAY HOMEWORK

THEME:- AZADI KA AMRIT MAHOTSAV



स्वदेश से अनुराग हो,
सबका सहयोग-साथ हो,
सब मिलकर आगे बढ़ें,
एक यही विश्वास हो।



Azadi Ka Amrit Mahotsav is an initiative of the Government of India to celebrate and commemorate 75 years of independence and the glorious history of it's people, culture and achievements.

This Mahotsav is dedicated to the people of India who have not only been instrumental in

bringing India thus far in its evolutionary journey but also hold within them the power and

potential to enable Prime Minister Narendra Modi's vision of activating India 2.0, fuelled by the spirit of Aatamnirbhar Bharat.

The Prime Minister, Shri Narendra Modi inaugurated the 'Azadi Ka Amrit Mahotsav' by flagging off 'Dandi March' from Sabarmati Ashram, Ahmedabad on 12th March, 2021. The celebrations started 75 weeks before our 75th anniversary of Independence and will end on 15th August 2023.

Dear Parents,

'Exciting time is here again! It's time for Summer Vacation and fun filled activities'. Children are reservoirs of potential which needs to be tapped and channelized in diverse ways. We at Remal feel that it is very important to fire their imagination and foster an outlook that helps them explore, discover and rediscover. Children should be encouraged to develop intellectually and physically. Summer Vacation is the best and fruitful time for learning and for nurturing creativity. It is the time when you can connect with your child in many ways.

The Holidays' Homework designed would not only enhance achievements of your children but also help to enhance family relationships. It would teach your child to work independently and would improve their basic academic skills, such as reading, writing, and spellings and would help them develop personal skills and time management.

The homework should be done on A-4 size sheet of the following colours.

- **EVS/Science - Yellow**
- **Mathematics - Blue**
- **Hindi - Pink**
- **English - Light Purple**
- **Social Science - Green**

The interdisciplinary project should have:

- **Creative cover page indicating the name of child and topic**
- **Index**
- **Acknowledgement**
- **Certificate**
- **Project content with photographs or pictures**
- **The source of data**

HEY KIDS! HAVE A HAPPY, HAPPENING BREAK!!

MANNERS:

At home:

- Help to keep the house clean especially the areas you use.
- Clear the toys, books or crafts that remain after you have finished.
- Honesty is the best policy. Tell the truth at all times.
- Be polite & responsible.
- Share the T.V time. Do not sit too close while watching T.V.
- Be fair with your friends, brothers and sisters.




At the dining table:



- Take small helpings and refill, clean your plate up.
- Take small bites; eat neatly, slowly with your mouth closed.
- Help to clear the table and clean up.

In the Park:

- Littering makes the park untidy.
- Destroying the plants or plucking the flowers will spoil the beauty. Wait for your turn on swing and slides.



On the telephone:



- If there are no elders around, don't let the phone ring long, answer it.
- Talk softly when someone is speaking on the phone and don't interrupt.

Hygiene:

- Brush your teeth twice a day.
- Combing hair regularly
- Bathing everyday
- Washing hands before and after meals.
- Trimming the nails and keeping them clean
- Make friends having good habits that respect their elders and use good language.



Other Guidelines:

- Visit historical sites in and around Delhi, take them on a visit to British Library, Nehru Planetarium, Gandhi Museum, Doll Museum and other places. Help them in acquiring knowledge about the place.
- Purchase story books like Amar Chitra Katha, Tinkle, Panchatantra Tales to enhance reading skills in them. Developing habit of good reading can be cultivated during the vacations itself.
- Let your child indulge in activities that increases his learning, reading, creating and understanding abilities.

- Let them feed the birds in the morning.
- Converse in English with your child.
- The Holiday Homework given to your child is a part of his Internal Assessment.
- Encourage the child to read newspaper & share his perspective issues with you.

ACTIVITY TIME

World Environment Day (5th June)

- Every year World Environment Day is celebrated on 5 th June to spread awareness, to encourage people to take action and to protect the environment.
- Let's germinate seeds in a small pot, water them daily and observe them grow into a plant. ☐
- Label the pot and bring it to school after vacations.
- This activity as a part of Azadi Amrut Mahotsav.



World Yoga DAY (21st June)

- Do different yoga asans under the supervision of your parents on the occasion of World Yoga Day.

Father's Day (21st June)

Make your father feel special.....



- Make a beautiful craft item and gift it to your father. (for craft ,take help from the given link)

<https://youtu.be/JRQ-oCfQ8ZA>

<https://youtu.be/vRNF1MWHFBQ>





REMAL PUBLIC SCHOOL
BLOCK A-2, SECTOR-3, ROHINI,
DELHI-110085

PORTFOLIO - COVER PAGE

Name:

Class & Sec:

Roll No.:

Adm. No.:

Session:

Name of the Class Teacher:

A passport
size
photograph

AUTOBIOGRAPHICAL SKETCH

My Goals: _____

My Strengths: _____

My Interests and Hobbies: _____

My Areas of Improvement: _____

LEARNING BEYOND CLASSROOMS

SEWA ACTIVITIES/ COMMUNITY SERVICE

Event/ Activity	Date	Role	Learning Opportunity

How did this program help you to evolve as a better person?

HPE ACTIVITIES

What skills did you acquire through these activities?

Why are these important for the students?

AWARDS/ACHIEVEMENTS

I. ACADEMIC ACHIEVEMENTS

YEAR	SCHOLAR BADGE	BENCH MARKS	GOOD READER	SCHOLARSHIP

II. CO-CURRICULAR / CULTURAL ACTIVITIES

Interschool / Interhouse

S. No.	Event	Organizing Institute	Participation Level/ Achievement

III. SPORTS ACTIVITIES

Interschool / Interhouse

S. No.	Event	Organizing Institute	Participation Level/ Achievement

REFLECTION/ SELF ASSESSMENT

Criteria for selecting assignments for the portfolio.

My best piece of work in the portfolio. (Give a reason)

Learning opportunities while creating the portfolio.

WOW moments while creating the portfolio.

Things I could do to enhance the quality of my portfolio.

ASSESSMENT SHEET WITH CRITERIA

S. No.	Assessment Criteria	Self	Peer1	Peer2	Teacher
1.	Content (2 marks)				
2.	Creativity (1 mark)				
3.	Organisation (1 mark)				
4.	Neatness (1 mark)				
5.	Total (5 marks)				

Peer1 Signature: _____

Peer1 Name: _____

Peer2 Signature: _____

Peer2 Name: _____

Parent's Signature: _____

Parent's Name: _____

Teacher's Signature: _____

Teacher's Name: _____



REMAL PUBLIC SCHOOL
CLASS 3
HOLIDAYS HOMEWORK (2022-23)

ENGLISH

1. Vocabulary Enrichment: Let's increase Word Power!

A) **Azadi Ka Amrit Mahotsav**: Visit the War Memorial. Observe and find out the objects there. List their names on an A4 Sheet below the picture of the War Memorial. Write them in the correct Alphabetical Order.

• **National War Memorial**

011 2338 8553

<https://maps.app.goo.gl/qkyJx1oAd3uPGMwGA>



B) **Read the following stories from your book.**

- The Funny Shirts
- The King's Condition(Tenali Raman)
- A Fairy Went A Marketing(Learn Poem)

1. Write any five words with meaning from each story.

STEPS:

- Go to Google search.
- Type the word and click on the search option.
- A page will open showing the meaning of the word.
- Listen to the pronunciation . Practice to read and pronounce the word.
- Write the word with its meaning in the bubbles on an A4 sheet as shown below .



2. Draw a picture from the story which you like the best and also tell the story to your mom.
3. Write 1 page of cursive writing daily.

हिंदी:

1. भारत के किसी एक प्रमुख नृत्य / लोक नृत्य को दिखाते हुए अपनी मनपसंद गुड़िया के लिए उस नृत्य की वेशभूषा बनाएं और गर्मी की छुट्टियों के बाद कक्षा में उस नृत्य के महत्व के बारे में बताएं।



2. स्वास्थ्य से संबंधित वर्णमाला के क्रम में 20 शब्दों की शब्द लड़ी अथवा शब्द माला बनाते हुए तोरण या वॉल हैंगिंग बनाएं, उसे आप सुंदर चित्रों से सजा भी सकते हैं।
3. अपने मनपसंद पशुओं अथवा पक्षी का स्टिक पपेट बनाएं और उस पर आधारित कोई एक कहानी गर्मियों की छुट्टियों के बाद कक्षा में सुनाएं।
4. भाषा संगम: देशभक्ति से संबंधित कोई एक वाक्य / स्लोगन / कविता की पंक्ति a4 शीट पर हिंदी एवं पंजाबी में लिखें और याद करें। ए फॉर सीट को आप अपनी रुचि अनुरूप सजा सकते हैं
5. सुलेख माला में एक पेज रोज लिखने का अभ्यास करें और लिखाई को सुंदर बनाएं।

SCIENCE:

My India, Healthy India !

Resolve@75

Under the theme of Atma Nirbhar Abhiyan # Azadi Ka Amrit Mahotsav, Let us all Resolve and Contribute to provide CLEANER AND HEALTHIER India to the future generations!!

1. Freedom from Waste-

Use 3 old cans and paint them green, blue and black respectively. Motivate your parents and other family members to segregate waste at source (your house) into Dry Waste, Wet Waste and E Waste.



2. Freedom from Plastic and have fun too!

- ❖ If you want to take advantage of the plastic bottles that accumulate in your house, here are several ideas so you don't throw them away and recycle them.

- A very original piggy bank to save your money!!



3. *Swasth Bharat* : FREEDOM FROM JUNK FOOD!

- Let's keep junk food away from our life and practice to stay healthy!



Learn to make healthy salads and sandwiches including veggies, nuts, fruits and include them in your daily diet. Make it a routine. Join back to school after summer vacation with the Shine and glow on your face!

4. *Grow from local*: Take a few seeds from your kitchen and an old container, put some soil and grow a plant. , water it regularly and look after it.

SOCIAL SCIENCE:

1. Virtual Tour to Landforms
https://youtu.be/QLhKCr_qTJU


/ Virtual Tour to Gujarat
<https://youtu.be/k3OolA45orE>

2. Write down names of all 28 states of India in your notebook in alphabetical order and learn names of their capitals.
3. Collect postal stamps related to the Freedom Struggle of India and Freedom Fighters. Paste them on a green A4 sheet. (If you don't get original, search Google, take a coloured printout.)

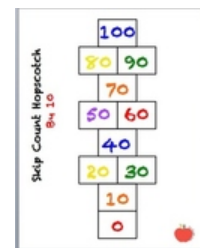
MATH:


1. Arty Crafty Tables!!!

- ★ Let's learn tables for fun!. Let's make table cards as shown below by drawing a number from 2 to 12 on a half of / full A4 sheet and write table inside it as shown below.




- ★ Fun Cards : Make any five number cards using a thick sheet of 5-6 inch having any shape of your choice. You can add a stick to it and write a 3 digit or 4 digit number on it.
- ★ Go shopping with your mother and learn the measurement of weight and money.
- ★ Measure your weight and height once a week and keep a record of your growth in a table form.
- ★ Play HOPSCOTCH with your friends and LEARN MATHS through it by writing numbers in the boxes. You can use it for learning multiplication, skip counting, addition subtraction etc.



- Do exercise daily and draw pictures based on different YOGA postures, on an A4 blue sheet to show formation of different angles like Acute angle, Obtuse angle, Right angle and Reflex angle.
- For help you can click on the given link.
- Look at this...  <https://pin.it/4ZXL5GC>

ART AND CRAFT:

- ★ Make any five vegetables by using coloured glaze paper (Tearing method). Do it on A4 size sheet.
- ★ Look at the Bookmark picture given below and make a Book Mark relating it with "Azaadi ka Amrit Mahotsav".



COMPUTER:

- ★ Draw a picture in Ms-Paint on the topic “Say no to Junk Food” and bring a coloured printout of it.
- ★ Make a chart to show how we can keep our computer clean and hygienic.

MUSIC

Learn the lyrics of National Song “Vande Matram, Vande Matram and also write a biographical sketch of its writer.

DANCE

Watch out the dance video shared in your class WhatsApp group and practice the steps as shown in it.